

Silco Pharmaceuticals Limited
Statement of Changes in Equity (Un-Audited)

For the period ended 31 December 2020

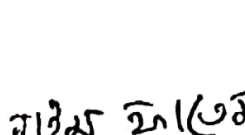




(Amount in Taka)

Particulars	Ordinary Share Capital	Retained Earnings	Total
Balance as at July 01, 2020	1,038,070,000	1,208,429,254	2,246,499,254
Declared 10% Cash Dividend		(62,758,630)	
Net Profit/(Loss) during the period	-	46,217,051	46,217,051
Balance as on Dec. 31, 2020	1,038,070,000	1,191,887,675	2,229,957,675

Statement of Changes in Equity
For the period ended 31 December 2019

(Amount in Taka)

Particulars	Ordinary Share Capital	Retained Earnings	Total
Balance as at July 01, 2019	943,700,000	1,238,497,715	2,182,197,715
Issue of Share Capital (Bonus 10%)	94,370,000	(94,370,000)	-
Dividend (Cash 2%)		(18,874,000)	
Net Profit/(Loss) during the period	-	53,013,906	53,013,906
Balance as on Dec. 31, 2019	1,038,070,000	1,178,267,621	2,235,211,621

Chairman Managing Director Director Company Secretary Chief Financial Officer

Date: Dhaka
February 07, 2021

Silco Pharmaceuticals Limited
Statement of Profit or Loss and other Comprehensive Income (Un-Audited)
For the period ended 31st December 2020

Particulars	Notes	Amount in Taka			
		Half Yearly Results		Quarterly Results	
		01/07/2020 to 31/12/2020	01/07/2019 to 31/12/2019	01/10/2020 to 31/12/2020	01/10/2019 to 31/12/2019
A. Turnover	17.00	361,290,672	403,573,293	121,295,468	170,265,061
B. Cost of Goods Sold	18.00	247,124,136	278,438,080	83,748,056	116,547,254
C. Gross Profit (A-B)		114,166,536	125,135,213	37,547,412	53,717,807
D. Operating Expenses	19.00	51,637,901	58,245,051	20,839,597	24,065,051
E. Profit from Operation (C-D)		62,528,635	66,890,163	16,707,816	29,652,756
F. Financial Expenses	20.00	270,997	740,098	125,365	563,415
G. Non-operation Income	21.00	2,446,234	8,069,404	818,686	4,619,568
H. Profit before Contribution to WPPF (E-F+G)		64,703,872	74,219,468	17,401,136	33,708,909
I. Workers' Profit Participation/Welfare Fund (WPPF)		3,081,137	3,534,260	828,626	1,605,186
J. Profit before Income Tax (H-I)		61,622,735	70,685,208	16,572,511	32,103,723
K. Provision for Income Tax	22.00	15,405,684	17,671,302	4,143,128	8,025,931
Current Tax		12,303,356	15,434,136	3,370,211	6,938,435
Deferred Tax Expense/(Income)		3,102,328	2,237,166	772,917	1,087,496
Net Profit after Tax		46,217,051	53,013,906	12,429,383	24,077,792
L. Net Profit after Tax (J-K)		46,217,051	53,013,906	12,429,383	24,077,792
Earnings per Share (EPS)	23.00	0.45	0.51	0.12	0.23

The annexed notes form an integral part of these financial statements.







Chairman Managing Director Director Company Secretary Chief Financial Officer

SIGNED IN TERMS OF OUR ANNEXED REPORT OF EVEN DATE

Date: Dhaka
February 07, 2021

Silco Pharmaceuticals Limited

Statement of Cash Flows (Un-Audited)

For the period ended 31 December 2020

Particulars	Notes	Amount in Taka	
		01/07/2020 to 31/12/2020	01/07/2019 to 31/12/2019
A. Cash Flows from Operating Activities			
Cash received from Customers		390,519,520	417,619,485
Cash received from Non-operating Income		2,446,234	8,069,404
Cash Paid to Suppliers		(160,038,418)	(217,309,075)
Cash Paid to Employees		(42,220,349)	(47,885,536)
Cash Paid to Others		(42,823,335)	(54,814,700)
Income Tax Paid		(4,870,240)	(1,735,428)
Net cash flows from operating activities		143,013,412	103,944,149
B. Cash Flows from Investing Activities			
Acquisition of Property, Plant & Equipment		(1,730,550)	(36,310,000)
Investment in FDR		1,283,648	-
Cash Payments for Capital Work-In-Progress		(176,194,243)	(110,122,157)
Net cash used in investing activities		(176,641,144)	(146,432,157)
C. Cash Flows from Financing Activities			
Refund to IPO Applicants		-	(1,947,989)
Financial Expenses		(270,997)	-
Cash dividend paid		(375,651)	-
Net Cash used for financing activities		(646,648)	(1,947,989)
D. Net Increase/(Decrease) Cash and Cash Equivalents (A+B+C)		(34,274,379)	(44,435,997)
E. Cash and Cash Equivalents at the beginning of the period		101,969,302	301,719,359
F. Cash and Cash Equivalents at the end of the year (D+E)		67,694,922	257,283,362
Net Operating Cash Flows Per Share (NOCFPS)	25.00	1.38	1.00

মাহেদ আল-আমিন

Chairman

Managing Director

Director

Company Secretary

Chief Financial Officer

Date: Dhaka
February 07, 2021

Silco Pharmaceuticals Limited
Statement of Financial Position (Un-Audited)
As at 31 December 2020

Particulars	Notes	Amount in Taka	
		31 Dec. 2020	30 June 2020
Assets			
Non Current Assets		1,475,121,385	1,333,906,074
Property, Plant and Equipment	3.00	1,151,203,915	1,090,388,358
Capital Work in Progress	4.00	323,917,470	243,517,716
Current Assets		1,247,289,342	1,324,761,125
Inventories	5.00	435,289,713	454,710,108
Trade Receivables	6.00	455,761,153	484,990,001
Advance, Deposits and Prepayments	7.00	133,872,407	127,136,920
Cash and Cash Equivalents	8.00	67,694,922	101,969,302
Investment in FDR	9.00	154,671,147	155,954,795
Total Assets		2,722,410,728	2,658,667,201
Shareholders Equity and Liabilities			
Shareholders Equity		2,229,957,675	2,246,499,254
Share Capital	10.00	1,038,070,000	1,038,070,000
Retained Earnings	11.00	1,191,887,675	1,208,429,254
Non-Current Liabilities		155,406,492	152,304,164
Deferred Tax Liability	12.00	155,406,492	152,304,164
Current Liabilities		337,046,561	259,863,783
Trade Payable	13.00	16,022,809	16,584,269
Payable to IPO Applicants		185,021	185,021
Creditors & Accruals	14.00	12,717,861	12,741,095
Liability for WPPF	15.00	9,335,160	6,254,023
Dividend Payable		62,865,115	482,136
Current Tax Liability	16.00	235,920,595	223,617,239
Total Shareholders Equity and Liabilities		2,722,410,728	2,658,667,201
Net Asset Value (NAV) per Share	24.00	21.48	21.64

The annexed notes form an integral part of these financial statements.

মাহেদ আলী
Chairman

Managing Director

Director

Company Secretary

Chief Financial Officer

SIGNED IN TERMS OF OUR ANNEXED REPORT OF EVEN DATE

Date: Dhaka
February 07, 2021