

Silco Pharmaceuticals Limited
Statement of Financial Position

As at September 30, 2021

| Particulars | Notes | Amount in Taka | |
|--------------------------------------------------|-------|----------------------|----------------------|
| | | 30 Sep. 2021 | 30 June 2021 |
| Assets | | | |
| Non Current Assets | | 1,629,164,525 | 1,643,359,449 |
| Property, Plant and Equipment | 3.00 | 1,389,936,048 | 1,241,146,404 |
| Right of Use Assets | 4.00 | 6,667,272 | 7,619,739 |
| Capital Work in Progress | 5.00 | 232,561,205 | 394,593,305 |
| Current Assets | | 1,103,681,797 | 1,052,230,886 |
| Inventories | 6.00 | 457,190,127 | 449,452,463 |
| Trade Receivables | 7.00 | 405,278,823 | 390,532,203 |
| Advance, Deposits and Prepayments | 8.00 | 133,369,498 | 139,804,640 |
| Cash and Cash Equivalents | 9.00 | 89,417,922 | 53,031,144 |
| Investment In Share | 10.00 | 18,425,427 | 19,410,437 |
| Total Assets | | 2,732,846,322 | 2,695,590,335 |
| Shareholders Equity and Liabilities | | | |
| Shareholders Equity | | 2,302,259,876 | 2,268,018,123 |
| Share Capital | 11.00 | 1,038,070,000 | 1,038,070,000 |
| Unrealized Gain/Loss on Marketable Securities | | (1,504,631) | (369,919) |
| Retained Earnings | 12.00 | 1,265,694,507 | 1,230,318,041 |
| Non-Current Liabilities | | 145,733,532 | 144,611,002 |
| Lease Liability (Non Current Portion) | | 4,112,546 | 4,112,546 |
| Deferred Tax Liability | 13.00 | 141,620,987 | 140,498,457 |
| Current Liabilities | | 284,852,913 | 282,961,209 |
| Trade Payable | 14.00 | 14,503,894 | 16,154,859 |
| Lease Liability (Current Portion) | 15.00 | 2,860,213 | 3,773,307 |
| Payable to IPO Applicants | | 185,021 | 185,021 |
| Creditors & Accruals | 16.00 | 9,763,565 | 10,471,189 |
| Liability for WPPF | 17.00 | 6,763,925 | 10,735,596 |
| Dividend Payable (Unclaimed) | | 1,221,262 | 1,234,260 |
| Current Tax Liability | 18.00 | 249,555,034 | 240,406,977 |
| Total Shareholders Equity and Liabilities | | 2,732,846,322 | 2,695,590,335 |
| Net Asset Value (NAV) per Share | 26.00 | 22.18 | 21.85 |

The annexed notes form an integral part of these financial statements.

মাহেদ আলী (স্বাক্ষর)
Chairman

Managing Director

Director

Company Secretary

Chief Financial Officer

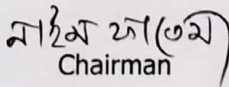




SIGNED IN TERMS OF OUR ANNEXED REPORT OF EVEN DATE

Date: Dhaka
December 06, 2021

Silco Pharmaceuticals Limited
Statement of Profit or Loss and other Comprehensive Income
For the period ended September 30, 2021

| Particulars | Notes | Amount in Taka | |
|---------------------------------------------------------|-------|------------------------|------------------------|
| | | July 2021 to Sep. 2021 | July 2020 to Sep. 2020 |
| Turnover | 19.00 | 185,082,520 | 239,995,204 |
| Less: Cost of Goods Sold | 20.00 | 115,646,045 | 163,376,080 |
| Gross Profit | | 69,436,475 | 76,619,124 |
| Less: Operating Expenses | 21.00 | 25,461,577 | 30,798,304 |
| Profit from Operation | | 43,974,898 | 45,820,819 |
| Less: Financial Expenses | 22.00 | 90,269 | 145,632 |
| Less: Financial Expenses (Lease) | | 163,792 | - |
| Non-operation Income | 23.00 | 4,208,567 | 1,627,548 |
| Profit before Contribution to WPPF | | 47,929,405 | 47,302,736 |
| Less: Workers' Profit Participation/Welfare Fund (WPPF) | | 2,282,353 | 2,252,511 |
| Profit before Income Tax | | 45,647,052 | 45,050,224 |
| Less: Provision for Income Tax | 24.00 | 10,270,587 | 11,262,556 |
| Current Tax | | 9,148,057 | 10,433,145 |
| Deferred Tax | | 1,122,530 | 829,411 |
| Net Profit after Tax (Transferred to CE) | | 35,376,465 | 33,787,668 |
| Other Comprehensive Income: | | | |
| Unrealized Gain/Loss on Investment | | (1,134,712) | - |
| Total Comprehensive income | | 34,241,753 | 33,787,668 |
| Earnings per Share (EPS) | 25.00 | 0.34 | 0.33 |

The annexed notes form an integral part of these financial statements.

 Chairman
 Managing Director
 Director
 Company Secretary
 Chief Financial Officer

Date: Dhaka
December 06, 2021

Silco Pharmaceuticals Limited
Statement of Changes in Equity
For the period ended 30 September 2021

(Amount in Taka)

| Particulars | Ordinary Share Capital | Unrealized Gain/Loss on Marketable Securities | Retained Earnings | Total |
|-------------------------------------------|------------------------|-----------------------------------------------|----------------------|----------------------|
| Balance as at July 01, 2021 | 1,038,070,000 | (369,919) | 1,230,318,041 | 2,268,018,123 |
| Net Profit/(Loss) during the period | - | - | 35,376,465 | 35,376,465 |
| Unrealized Gain/Loss on Marketable Shares | - | (1,134,712) | - | (1,134,712) |
| Balance as on Sep. 30, 2021 | 1,038,070,000 | (1,504,631) | 1,265,694,507 | 2,302,259,876 |

Statement of Changes in Equity
For the period ended 30 September 2020

(Amount in Taka)

| Particulars | Ordinary Share Capital | Unrealized Gain/Loss on Marketable Securities | Retained Earnings | Total |
|-------------------------------------|------------------------|-----------------------------------------------|----------------------|----------------------|
| Balance as at July 01, 2020 | 943,700,000 | - | 1,208,429,254 | 2,152,129,254 |
| Net Profit/(Loss) during the period | - | - | 33,787,668 | 33,787,668 |
| Balance as on Sep. 30, 2020 | 943,700,000 | - | 1,242,216,922 | 2,185,916,922 |

সিলাকো ফার্মাসিউটিক্যালস লিমিটেড
Chairman

Managing Director

Director

Company Secretary

Chief Financial Officer


Date: Dhaka
December 06, 2021


Silco Pharmaceuticals Limited

Statement of Cash Flows


For the period ended September 30, 2021


| Particulars | Notes | Amount in Taka | |
|---------------------------------------------------------------------|-------|---------------------------|---------------------------|
| | | July 2021 to Sep. 2021 | July 2020 to Sep. 2020 |
| A. Cash Flows from Operating Activities | | | |
| Cash received from Customers | | 170,335,900 | 240,684,849 |
| Cash received from Non-operating income | | 1,371,358 | 46,025 |
| Cash Paid to Suppliers | | (81,077,642) | (133,469,891) |
| Cash Paid to Employees | | (21,503,479) | (25,193,773) |
| Cash Paid to Others | | (26,039,873) | (27,919,869) |
| Financial Expenses | | (90,269) | (145,632) |
| Income Tax Paid | | (3,414,004) | (317,647) |
| Net cash flows from operating activities | | 39,581,991 | 53,684,062 |
| B. Cash Flows from Investing Activities | | | |
| Acquisition of Property, Plant & Equipment | | (4,792,834) | (1,141,380) |
| Cash Received/Payments to/from FDR | | - | (44,045,205) |
| Cash Payments for Capital Work-in-Progress | | - | (90,245,841) |
| Gain on Investment | | 2,837,209 | - |
| Investment in Share | | (149,703) | - |
| Net cash used in investing activities | | (2,105,328) | (135,432,426) |
| C. Cash Flows from Financing Activities | | | |
| Financial Expenses (Lease) | | (163,792) | - |
| Principle payment (Lease) | | (913,094) | - |
| Cash dividend paid | | (12,998) | (20,394) |
| Net Cash used for financing activities | | (1,089,884) | (20,394) |
| D. Net Increase/(Decrease) Cash and Cash Equivalents (A+B+C) | | 36,386,779 | (81,768,758) |
| E. Cash and Cash Equivalents at the beginning of the period | | 53,031,144 | 101,969,302 |
| F. Cash and Cash Equivalents at the end of the period (D+E) | | 89,417,922 | 20,200,545 |
| Net Operating Cash Flows Per Share (NOCFPS) | 27.00 | 0.38 | 0.52 |


Chairman


Managing Director


Director


Company Secretary


Chief Financial Officer

Date: Dhaka
December 06, 2021