

Silco Pharmaceuticals Limited
Un-Audited Financial Statements (1st Quarter)
For the Period from 01 July, 2022 to 30 September, 2022

Silco Pharmaceuticals Limited

Statement of Financial Position

As at September 30, 2022

Particulars	Notes	Amount in Taka	
		30 September 2022	30 June 2022
Assets			
Non Current Assets		1,705,502,583	1,670,925,957
Property, Plant and Equipment	3.00	1,512,019,232	1,469,803,663
Right of Use Assets	4.00	2,857,402	3,809,870
Capital Work-in-Progress	5.00	190,625,948	197,382,425
Current Assets		1,056,687,484	1,048,739,867
Inventories	6.00	449,849,813	457,839,504
Trade and Other Receivables	7.00	399,284,655	389,236,460
Advances, Deposits and Prepayments	8.00	145,362,935	137,038,345
Cash and Cash Equivalents	9.00	51,931,386	26,719,260
Investment In Share	10.00	10,258,694	37,906,298
Total Assets		2,762,190,067	2,719,735,824
Shareholders Equity and Liabilities			
Shareholders Equity		2,312,546,170	2,278,623,335
Share Capital	11.00	1,038,070,000	1,038,070,000
Unrealized Gain/Loss on Marketable Securities		(6,479,549)	(10,687,292)
Retained Earnings	12.00	1,280,955,719	1,251,240,627
Non-Current Liabilities		151,875,144	150,207,253
Lease Liabilities (Non Current Portion)			
Deferred Tax Liabilities	13.00	151,875,144	150,207,253
Current Liabilities		297,768,752	290,905,236
Trade and Other Payable	14.00	10,424,377	12,334,060
Lease Liabilities (Current Portion)	15.00	3,117,359	4,112,546
Payable to IPO Applicants		184,728	184,728
Provision for Expenses	16.00	7,893,298	6,996,585
Liabilities for contribution to WPPF	17.00	11,846,617	9,929,514
Dividend Payables (Unclaimed)	18.00	2,137,506	2,142,006
Provision for income tax	19.00	262,164,868	255,205,797
Total Shareholders Equity and Liabilities		2,762,190,067	2,719,735,824
Net Asset Value (NAV) per Share	27.00	22.28	21.95

The annexed notes form an integral part of these financial statements.







Chairman Managing Director Director Company Secretary Chief Financial Officer

SIGNED IN TERMS OF OUR ANNEXED REPORT OF EVEN DATE






Date: 29 November 2022

Place: Dhaka

Silco Pharmaceuticals Limited
Statement of Profit or Loss and other Comprehensive Income
For the period ended September 30, 2022

Particulars	Notes	Amount in Taka	
		01 July 2022 to 30 Sept 2022	01 July 2021 to 30 Sept 2021
Turnover	20.00	129,794,740	185,082,520
Less: Cost of Goods Sold	21.00	80,095,061	115,646,045
Gross Profit		<u>49,699,679</u>	<u>69,436,475</u>
Less: Operating Expenses	22.00	19,699,506	25,461,577
Profit from Operation		<u>30,000,173</u>	<u>43,974,898</u>
Less: Financial Expenses	23.00	6,609	90,269
Less: Financial Expenses (Lease)		81,700	163,792
Non-operation Income	24.00	10,347,292	4,208,567
Profit before Contribution to WPPF		<u>40,259,156</u>	<u>47,929,405</u>
Less: Workers' Profit Participation/Welfare Fund (WPPF)		1,917,103	2,282,353
Profit before Income Tax		<u>38,342,054</u>	<u>45,647,052</u>
Less: Provision for Income Tax	25.00	8,626,962	10,270,587
Current Tax		6,959,071	9,148,057
Deferred Tax		1,667,891	1,122,530
Net Profit after Tax (Transferred to CE)		<u>29,715,092</u>	<u>35,376,465</u>
Other Comprehensive Income:			
Unrealized Gain/Loss on Investment		4,207,743	(1,134,712)
Total Comprehensive income		<u><u>33,922,835</u></u>	<u><u>34,241,753</u></u>
Earnings per Share (EPS)	26.00	<u>0.29</u>	<u>0.34</u>

The annexed notes form an integral part of these financial statements.

 Chairman
 Managing Director
 Director
 Company Secretary
 Chief Financial Officer

Date: 29 November 2022

Place: Dhaka

Sileo Pharmaceuticals Limited
Statement of Changes in Equity
For the period ended September 30, 2022


Amount in Taka

Particulars	Ordinary Share Capital	Unrealized Gain/Loss on Marketable Securities	Retained Earnings	Total
Balance as at July 01, 2022	1,038,070,000	(10,687,292)	1,251,240,627	2,278,623,335
Net Profit/(Loss) during the year	-	-	29,715,092	29,715,092
Unrealized Gain/Loss on Marketable Shares	-	4,207,743	-	4,207,743
Balance as on September 30, 2022	1,038,070,000	(6,479,549)	1,280,955,719	2,312,546,170

Statement of Changes in Equity
For the period ended 30 September 2021

Amount in Taka

Particulars	Ordinary Share Capital	Unrealized Gain/Loss on Marketable Securities	Retained Earnings	Total
Balance as at July 01, 2021	1,038,070,000	(369,919)	1,230,318,041	2,268,018,123
Net Profit/(Loss) during the period	-	-	35,376,465	35,376,465
Unrealized Gain/Loss on Marketable Shares	-	(1,134,712)	-	(1,134,712)
Balance as on September 30, 2021	1,038,070,000	(1,504,631)	1,265,694,507	2,302,259,876

নাইম হাভেলা
Chairman

Managing Director


Director


Company Secretary


Chief Financial Officer






Date: 29 November 2022
Place: Dhaka

Sileo Pharmaceuticals Limited

Statement of Cash Flows

For the period ended September 30, 2022

Particulars	Notes	Amount in Taka	
		01 July 2022 to 30 Sept 2022	01 July 2021 to 30 Sept 2021
A. Cash Flows from Operating Activities			
Cash received from Customers	31.00	119,746,545	170,335,900
Cash received from Non-operating income		1,441,025	1,371,358
Cash Paid to Suppliers	32.00	(51,350,661)	(81,077,642)
Cash Paid to Employees	33.00	(12,427,657)	(21,503,479)
Cash Paid to Others	34.00	(13,259,474)	(26,039,873)
Financial Expenses		(6,609)	(90,269)
Income Tax Paid		(2,545,021)	(3,414,004)
Net cash flows from operating activities		41,598,148	39,581,991
B. Cash Flows from Investing Activities			
Acquisition of Property, Plant & Equipment		(277,720.00)	(4,792,834)
Cash Received/Payments to/from FDR			-
Cash Payments for Capital Work-in-Progress		(55,788,528)	-
Gain on Investment		8,906,267	2,837,209
Investment in Share		31,855,346	(149,703)
Net cash used in investing activities		(15,304,635)	(2,105,328)
C. Cash Flows from Financing Activities			
Refund to IPO Applicants		-	(163,792)
Financial Expenses (Lease)		(81,700)	(913,094)
Principle payment (Lease)		(995,186)	
Cash dividend paid		(4,500)	(12,998)
Net Cash used for financing activities		(1,081,386)	(1,089,884)
D. Net Increase/(Decrease) Cash and Cash Equivalents (A+B+C)		25,212,126	36,386,779
E. Cash and Cash Equivalents at the beginning of the year		26,719,260	53,031,144
F. Cash and Cash Equivalents at the end of the period (D+E)		51,931,385	89,417,922
Net Operating Cash Flows Per Share (NOCFPS)	28.00	0.40	0.38

 Chairman
 Managing Director
 Director
 Company Secretary
 Chief Financial Officer

Date: 29 November 2022

Place: Dhaka