

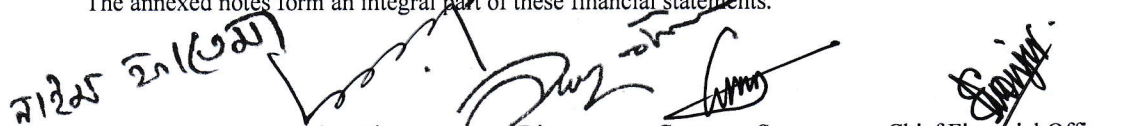
Silco Pharmaceuticals Limited

Statement of Financial Position

As at September 30, 2023

Particulars	Notes	Amount in Taka	
		30 September 2023	30 June 2023
Assets			
Non Current Assets		1,763,434,578	1,762,417,380
Property, Plant and Equipment	3.00	1,565,738,515	1,587,456,216
Right of Use Assets	4.00	12,711,227	-
Capital Work-in-Progress	5.00	184,984,837	174,961,164
Current Assets		1,036,579,227	1,004,930,028
Inventories	6.00	439,371,872	444,141,973
Trade and Other Receivables	7.00	409,862,835	377,507,323
Advances, Deposits and Prepayments	8.00	130,446,012	133,547,946
Cash and Cash Equivalents	9.00	56,072,589	30,764,262
Investment In Share	10.00	825,919	18,968,523
Total Assets		2,800,013,805	2,767,347,407
Shareholders Equity and Liabilities			
Shareholders Equity		2,337,646,070	2,319,852,389
Share Capital	11.00	1,038,070,000	1,038,070,000
Unrealized Gain/Loss on Marketable Securities		(89,099)	(6,915,207)
Retained Earnings	12.00	1,299,665,169	1,288,697,596
Non-Current Liabilities		161,253,450	151,734,305
Lease Liabilities (Non Current Portion)		9,567,387	-
Deferred Tax Liabilities	13.00	151,686,063	151,734,305
Current Liabilities		301,114,285	295,760,714
Trade and Other Payable	14.00	8,442,870	9,749,939
Lease Liabilities (Current Portion)	15.00	3,183,863	-
Payable to IPO Applicants		184,607	184,607
Provision for Expenses	16.00	5,865,813	6,322,574
Liabilities for contribution to WPPF	17.00	4,007,943	3,342,966
Dividend Payables (Unclaimed)	18.00	2,334,401	2,458,950
Provision for income tax	19.00	277,094,788	273,701,678
Total Shareholders Equity and Liabilities		2,800,013,805	2,767,347,407
Net Asset Value (NAV) per Share	27.00	22.52	22.35

The annexed notes form an integral part of these financial statements.



Chairman Managing Director Director Company Secretary Chief Financial Officer

SIGNED IN TERMS OF OUR ANNEXED REPORT OF EVEN DATE

Date: November 29, 2023

Place: Dhaka

Silco Pharmaceuticals Limited
Statement of Profit or Loss and other Comprehensive Income
For the period ended September 30, 2023

Particulars	Notes	Amount in Taka	
		01 July 2023 to 30 Sept. 2023	01 July 2022 to 30 Sept. 2022
Turnover	20.00	102,155,745	129,794,740
Less: Cost of Goods Sold	21.00	65,954,521	80,095,061
Gross Profit /(Loss)		36,201,224	49,699,679
Less: Operating Expenses	22.00	16,923,891	19,699,506
Profit from Operation		19,277,333	30,000,173
Less: Financial Expenses	23.00	8,986	6,609
Less: Financial Expenses (Lease)		190,971	81,700
Non-operation Income	24.00	1,012,902	10,347,292
Less: Loss on Sale of Shares		5,112,859	-
Profit before Contribution to WPPF		14,977,419	40,259,156
Less: Workers' Profit Participation/Welfare Fund (WPPF)		664,977	1,917,103
Profit before Income Tax		14,312,442	38,342,054
Less: Provision for Income Tax	25.00	3,344,869	8,626,962
Current Tax		3,393,110	6,959,071
Deferred Tax		(48,242)	1,667,891
Net Profit after Tax (Transferred to Retained Earning)		10,967,574	29,715,092
Other Comprehensive Income:			
Unrealized Gain/Loss on Investment		6,826,108	4,207,743
Total Comprehensive income		17,793,682	33,922,835
Earnings per Share (EPS)	26.00	0.11	0.29

The annexed notes form an integral part of these financial statements.







Chairman Managing Director Director Company Secretary Chief Financial Officer

Date: November 29, 2023

Place: Dhaka

Silco Pharmaceuticals Limited
Statement of Changes in Equity
For the period ended September 30, 2023






Amount in Taka

Particulars	Ordinary Share Capital	Unrealized Gain/Loss on Marketable Securities	Retained Earnings	Total
Balance as at July 01, 2023	1,038,070,000	(6,915,207)	1,288,697,596	2,319,852,389
Net Profit/(Loss) during the period	-	-	10,967,574	10,967,574
Unrealized Gain/Loss on Marketable Shares	-	6,826,108		6,826,108
Balance as on Sept. 30, 2023	1,038,070,000	(89,099)	1,299,665,170	2,337,646,070

Statement of Changes in Equity
For the period ended September 30, 2022

Amount in Taka

Particulars	Ordinary Share Capital	Unrealized Gain/Loss on Marketable Securities	Retained Earnings	Total
Balance as at July 01, 2022	1,038,070,000	(10,687,292)	1,251,240,627	2,278,623,335
Net Profit/(Loss) during the period	-	-	29,715,092	29,715,092
Unrealized Gain/Loss on Marketable Shares	-	4,207,743	-	4,207,743
Balance as on September 30, 2022	1,038,070,000	(6,479,549)	1,280,955,719	2,312,546,170

Chairman Managing Director Director Company Secretary Chief Financial Officer

Date: November 29, 2023
Place: Dhaka

Silco Pharmaceuticals Limited

Statement of Cash Flows

For the period ended September 30, 2023

Particulars	Notes	Amount in Taka	
		01 July 2023 to 30 Sept. 2023	01 July 2022 to 30 Sept. 2022
A. Cash Flows from Operating Activities			
Cash received from Customers	31.00	69,800,233	119,746,545
Cash received from Non-operating income		1,012,902	1,441,025
Cash Paid to Suppliers	32.00	(27,840,781)	(51,350,661)
Cash Paid to Employees	33.00	(15,695,105)	(12,427,657)
Cash Paid to Others	34.00	(9,359,368)	(13,259,474)
Financial Expenses		(8,986)	(6,609)
Income Tax Paid		(954,785)	(2,545,021)
Net cash flows from operating activities		16,954,110	41,598,148
B. Cash Flows from Investing Activities			
Acquisition of Property, Plant & Equipment		(46,900)	(277,720)
Cash Payments for Capital Work-in-Progress		(10,023,673)	(55,788,528)
Gain/(Loss) on Investment		(5,112,859)	8,906,267
Investment in Share		24,968,712	31,855,346
Net cash used in investing activities		9,785,280	(15,304,635)
C. Cash Flows from Financing Activities			
Refund to IPO Applicants (Bank Charge)		-	-
Financial Expenses (Lease)		(190,971)	(81,700)
Principle payment (Lease)		(1,115,544)	(995,186)
Cash dividend paid		(124,549)	(4,500)
Net Cash used for financing activities		(1,431,064)	(1,081,386)
D. Net Increase/(Decrease) Cash and Cash Equivalents (A+B+C)		25,308,326	25,212,127
E. Cash and Cash Equivalents at the beginning of the period		30,764,262	26,719,260
F. Cash and Cash Equivalents at the end of the year (D+E)		56,072,588	51,931,385
Net Operating Cash Flows Per Share (NOCFPS)	28.00	0.16	0.40

স্বাক্ষরিত
Chairman

Managing Director

Director

Company Secretary

Chief Financial Officer

Date: November 29, 2023

Place: Dhaka