

Silco Pharmaceuticals Limited

Un-Audited Financial Statements (First Quarter)

For the period from 1st July 2024 to 30 September 2024

Silco Pharmaceuticals Limited
Statement of Financial Position
As at September 30, 2024


Particulars	Notes	Amount in Taka	
		30 September 2024	30 June 2024
Assets:			
Non Current Assets		1,769,485,126	1,767,324,096
Property, Plant and Equipment	3.00	1,608,811,178	1,629,983,446
Right of Use Assets	4.00	8,088,963	9,244,529
Capital Work-in-Progress	5.00	152,584,985	128,096,122
Current Assets		1,073,143,139	1,054,936,740
Inventories	6.00	442,606,883	444,095,853
Trade and Other Receivables	7.00	439,498,114	419,594,428
Advances, Deposits and Prepayments	8.00	162,258,387	160,774,234
Cash and Cash Equivalents	9.00	28,779,756	28,699,542
Investment In Share	10.00	-	1,772,684
Total Assets		2,842,628,265	2,822,260,837
Shareholder's Equity and Liabilities:			
Shareholder's Equity		2,370,740,059	2,352,439,767
Share Capital	11.00	1,038,070,000	1,038,070,000
Retained Earnings	12.00	1,332,670,059	1,315,518,064
Unrealized Gain/Loss on Marketable Securities	13.00	-	(1,148,297)
Non-Current Liabilities		159,072,086	159,021,936
Lease Liabilities (Non Current Portion)	14.00	5,316,367	5,308,391
Deferred Tax Liabilities	15.00	153,755,720	153,713,545
Current Liabilities		312,816,120	310,799,133
Trade and Other Payable	16.00	9,502,144	9,604,865
Lease Liabilities (Current Portion)		3,143,222	4,258,996
Payable to IPO Applicants	17.00	184,493	184,493
Provision for Expenses	18.00	3,704,682	6,273,320
Liabilities for contribution to WPPF	19.00	4,012,735	2,906,798
Dividend Payables (Unclaimed)	20.00	2,138,247	2,377,502
Provision for income tax	21.00	290,130,596	285,193,159
Total Shareholder's Equity and Liabilities		2,842,628,265	2,822,260,837
Net Asset Value (NAV) per Share	30.00	22.84	22.66


The annexed notes form an integral part of these financial statements.

মাহেব আলী
Chairman


Managing Director


Director


Company Secretary


Chief Financial Officer

Signed as per our separate report on same date.

Place: Dhaka
Date: 21 November 2024


Silco Pharmaceuticals Limited
Statement of Profit or Loss and other Comprehensive Income
For the period ended September 30, 2024

Particulars	Notes	Amount in Taka	
		01 July 2024 to 30 Sept. 2024	01 July 2023 to 30 Sept. 2023
Turnover	22.00	114,694,867	102,155,745
Less: Cost of Goods Sold	23.00	73,951,451	65,954,521
Gross Profit /(Loss)		40,743,415	36,201,224
Less: Operating Expenses	24.00	17,310,854	16,923,891
Profit from Operation		23,432,561	19,277,333
Less: Financial Expenses	25.00	9,172	8,986
Less: Financial Expenses (Lease)	26.00	198,718	190,971
Non-operation Income	27.00	12,872	1,012,902
Less: Loss on Sale of Shares		-	5,112,859
Profit before Contribution to WPPF		23,237,544	14,977,419
Less: Workers' Profit Participation/Welfare Fund (WPPF)	19.01	1,105,937	664,977
Profit before Income Tax		22,131,607	14,312,442
Less: Provision for Income Tax	28.00	4,979,612	3,344,869
Current Tax	28.01	4,937,437	3,393,110
Deferred Tax	28.02	42,175	(48,242)
Net Profit/(Loss) after Tax (Transferred to Retained Earning)		17,151,995	10,967,574
Other Comprehensive Income:			
Unrealized Gain/(Loss) on Investment	29.00	1,148,297	6,826,108
Total Comprehensive income		18,300,292	17,793,682
Earnings per Share (EPS)	29.00	0.17	0.11

The annexed notes form an integral part of these financial statements.

নাইম আলী
Chairman


Managing Director


Director


Company Secretary


Chief Financial Officer

Signed as per our separate report on same date.

Place: Dhaka

Date: 21 November 2024

Silco Pharmaceuticals Limited
Statement of Changes in Equity
For the period ended September 30, 2024






Amount in Taka

Particulars	Ordinary Share Capital	Unrealized Gain/Loss on Marketable Securities	Retained Earnings	Total
Balance as at July 01, 2024	1,038,070,000	(1,148,297)	1,315,518,064	2,352,439,767
Net Profit/(Loss) during the period	-	-	17,151,995	17,151,995
Unrealized Gain/(Loss) on Marketable Shares	-	1,148,297		1,148,296
Balance as on Sept. 30, 2024	1,038,070,000	-	1,332,670,059	2,370,740,059

Statement of Changes in Equity
For the period ended September 30, 2023

Amount in Taka

Particulars	Ordinary Share Capital	Unrealized Gain/Loss on Marketable Securities	Retained Earnings	Total
Balance as at July 01, 2023	1,038,070,000	(6,915,207)	1,288,697,596	2,319,852,389
Net Profit/(Loss) during the period	-	-	10,967,574	10,967,574
Unrealized Gain/Loss on Marketable	-	6,826,108		6,826,108
Balance as on Sept. 30, 2023	1,038,070,000	(89,099)	1,299,665,170	2,337,646,070

Chairman Managing Director Director Company Secretary Chief Financial Officer

Place: Dhaka
Date: 21 November 2024

Silco Pharmaceuticals Limited
Statement of Cash Flows
For the period ended September 30, 2024

Particulars	Notes	Amount in Taka	
		01 July 2024 to 30 Sept. 2024	01 July 2023 to 30 Sept. 2023
A. Cash Flows from Operating Activities			
Cash received from Customers	34.00	94,791,181	69,800,233
Cash received from Non-operating income		942,595	1,012,902
Cash Paid to Suppliers	35.00	(41,709,856)	(27,840,781)
Cash Paid to Employees	36.00	(18,773,339)	(15,695,105)
Cash Paid to Others	37.00	(8,387,461)	(9,359,368)
Financial Expenses		(9,172)	(8,986)
Income Tax Paid		(2,099,677)	(954,785)
Net cash flows from operating activities		24,754,271	16,954,110
B. Cash Flows from Investing Activities			
Acquisition of Property, Plant & Equipment		(630,680)	(46,900)
Cash Payment for Capital Work-in-Progress		(24,488,863)	(10,023,673)
Gain/(Loss) on Investment		(929,723)	(5,112,859)
Investment in Share		2,920,981	24,968,712
Net cash used in investing activities		(23,128,286)	9,785,280
C. Cash Flows from Financing Activities			
Refund to IPO Applicants (Bank Charge)		-	-
Financial Expenses (Lease)		(198,718)	(190,971)
Principle payment (Lease)		(1,107,797)	(1,115,544)
Cash dividend paid		(239,255)	(124,549)
Net Cash used for financing activities		(1,545,770)	(1,431,064)
D. Net Increase/(Decrease) Cash and Cash Equivalents (A+B+C)		80,216	25,308,326
E. Cash and Cash Equivalents at the beginning of the year		28,699,542	30,764,262
F. Cash and Cash Equivalents at the end of the period (D+E)		28,779,756	56,072,588
Net Operating Cash Flows Per Share (NOCFPS)	31.00	0.24	0.16

মাহিনা আল-ভায়া
Chairman

Managing Director

Director

Company Secretary

Chief Financial Officer

Place: Dhaka

Date: 21 November 2024