

Silco Pharmaceuticals Limited

Un-Audited Financial Statements (Third Quarter)

For the period from 1st July 2024 to 31 March 2025

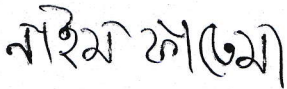
Silco Pharmaceuticals Limited

Statement of Financial Position

As at March 31, 2025

Particulars	Notes	Amount in Taka	
		31 March 2025	30 June 2024
Assets:			
Non Current Assets		1,766,546,998	1,767,324,096
Property, Plant and Equipment	3.00	1,609,456,495	1,629,983,446
Right of Use Assets	4.00	5,777,831	9,244,529
Capital Work-in-Progress	5.00	151,312,671	128,096,122
Current Assets		1,098,857,296	1,054,936,740
Inventories	6.00	456,303,725	444,095,853
Trade and Other Receivables	7.00	448,262,320	419,594,428
Advances, Deposits and Prepayments	8.00	169,571,429	160,774,234
Cash and Cash Equivalents	9.00	24,719,822	28,699,542
Investment In Share	10.00	-	1,772,684
Total Assets		<u>2,865,404,294</u>	<u>2,822,260,837</u>
Shareholder's Equity and Liabilities:			
Shareholder's Equity		2,388,563,946	2,352,439,767
Share Capital	11.00	1,038,070,000	1,038,070,000
Retained Earnings	12.00	1,350,493,946	1,315,518,064
Unrealized Gain/Loss on Marketable Securities	13.00	-	(1,148,297)
Non-Current Liabilities		159,625,128	159,021,936
Lease Liabilities (Non Current Portion)	14.00	5,355,929	5,308,391
Deferred Tax Liabilities	15.00	154,269,199	153,713,545
Current Liabilities		317,215,220	310,799,133
Trade and Other Payable	16.00	9,250,145	9,604,865
Lease Liabilities (Current Portion)		790,613	4,258,996
Payable to IPO Applicants	17.00	184,493	184,493
Provision for Expenses	18.00	5,660,148	6,273,320
Liabilities for contribution to WPPF	19.00	2,642,219	2,906,798
Dividend Payables (Unclaimed)	20.00	2,051,430	2,377,502
Provision for income tax	21.00	296,636,173	285,193,159
Total Shareholder's Equity and Liabilities		<u>2,865,404,294</u>	<u>2,822,260,837</u>
Net Asset Value (NAV) per Share	30.00	<u>23.01</u>	<u>22.66</u>

The annexed notes form an integral part of these financial statements.



Chairman



Managing Director



Director



Company Secretary



Chief Financial Officer

Signed as per our separate report on same date.

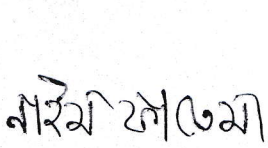
Place: Dhaka

Date: 28 April 2025

Silco Pharmaceuticals Limited
Statement of Profit or Loss and other Comprehensive Income
For the period ended March 31, 2025

Particulars	Notes	Amount in Taka			
		01 July 2024 to 31 Mar. 2025	01 July 2023 to 31 Mar. 2024	01 Jan. 2025 to 31 Mar. 2025	01 Jan. 2024 to 31 Mar. 2024
Turnover	22.00	335,529,246	317,002,396	108,870,670	109,965,822
Less: Cost of Goods Sold	23.00	225,710,581	208,773,030	73,685,435	74,274,827
Gross Profit /(Loss)		109,818,664	108,229,366	35,185,235	35,690,995
Less: Operating Expenses	24.00	53,777,728	53,152,177	16,734,222	16,978,974
Profit from Operation		56,040,936	55,077,188	18,451,012	18,712,021
Less: Financial Expenses	25.00	55,642	48,466	5,724	8,311
Less: Financial Expenses (Lease)	26.00	498,700	704,348	149,991	245,391
Non-operation Income	27.00	483,037	877,827	42,545	4,503,168
Less: Loss on Sale of Shares		-	-	-	-
Profit before Contribution to WPPF		55,969,631	55,202,202	18,337,843	22,961,487
Less: Workers' Profit Participation/Welfare Fund (WPPF)	19.01	2,642,219	2,586,875	871,205	878,968
Profit before Income Tax		53,327,413	52,615,327	17,466,638	22,082,519
Less: Provision for Income Tax	28.00	11,998,668	11,963,018	3,929,994	4,968,567
Current Tax	28.01	11,443,014	11,383,670	3,818,851	4,680,078
Deferred Tax	28.02	555,654	579,347	111,143	288,489
Net Profit/(Loss) after Tax (Transferred to Retained Earnings)		41,328,745	40,652,309	13,536,644	17,113,952
Other Comprehensive Income:					
Unrealized Gain/(Loss) on Investment	13.00	-	7,684,441	-	807,674
Total Comprehensive income		41,328,745	48,336,750	13,536,644	17,921,626
Earnings per Share (EPS)	29.00	0.40	0.39	0.13	0.16

The annexed notes form an integral part of these financial statements.




Chairman



Managing Director



Director



Company Secretary



Chief Financial Officer

Signed as per our separate report on same date.

Place: Dhaka

Date: 28 April 2025

Silco Pharmaceuticals Limited

Statement of Changes in Equity

For the period ended March 31, 2025

Amount in Taka

Particulars	Ordinary Share Capital	Unrealized Gain/Loss on Marketable Securities	Retained Earnings	Total
Balance as at July 01, 2024	1,038,070,000	(1,148,297)	1,315,518,064	2,352,439,767
Net Profit/(Loss) during the period	-	-	41,328,745	41,328,745
Declared 1% Cash Dividend			(6,352,863)	(6,352,863)
Unrealized Gain/(Loss) on Marketable Shares	-	1,148,297		1,148,297
Balance as on March 31, 2025	1,038,070,000	-	1,350,493,946	2,388,563,946

Statement of Changes in Equity

For the period ended March 31, 2024

Amount in Taka

Particulars	Ordinary Share Capital	Unrealized Gain/Loss on Marketable Securities	Retained Earnings	Total
Balance as at July 01, 2023	1,038,070,000	(6,915,207)	1,288,697,596	2,319,852,389
Net Profit/(Loss) during the period	-	-	40,652,309	40,652,309
Declared 5% Cash Dividend			(19,058,589)	(19,058,589)
Unrealized Gain/Loss on Marketable Shares	-	7,684,441		7,684,441
Balance as on March 31, 2024	1,038,070,000	769,234	1,310,291,316	2,349,130,550

নারীম হাভেমা

Chairman

Managing Director

Director

Company Secretary

Chief Financial Officer

Place: Dhaka

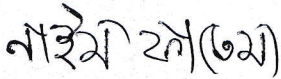
Date: 28 April 2025


Silco Pharmaceuticals Limited

Statement of Cash Flows

For the period ended March 31, 2025


Particulars	Notes	Amount in Taka	
		01 July 2024 to 31 Mar. 2025	01 July 2023 to 31 Mar. 2024
A. Cash Flows from Operating Activities			
Cash received from Customers	34.00	306,861,354	276,511,414
Cash received from Non-operating income		1,412,760	1,594,871
Cash Paid to Suppliers	35.00	(149,490,813)	(124,666,717)
Cash Paid to Employees	36.00	(48,703,943)	(47,814,127)
Cash Paid to Others	37.00	(29,907,295)	(30,581,151)
Financial Expenses		(55,642)	(48,466)
Income Tax Paid		(6,273,648)	(4,022,791)
Net cash flows from operating activities		73,842,773	70,973,034
B. Cash Flows from Investing Activities			
Acquisition of Property, Plant & Equipment		(630,680)	(1,798,600)
Cash Payment for Capital Work-in-Progress		(68,584,588)	(40,514,086)
Gain/(Loss) on Investment		(929,723)	(717,044)
Investment in Share		2,920,981	22,950,364
Net cash used in investing activities		(67,224,010)	(20,079,366)
C. Cash Flows from Financing Activities			
Refund to IPO Applicants (Bank Charge)		-	(114)
Financial Expenses (Lease)		(498,700)	(704,348)
Principle payment (Lease)		(3,420,845)	(3,215,197)
Cash dividend paid		(6,678,935)	(19,217,791)
Net Cash used for financing activities		(10,598,480)	(23,137,450)
D. Net Increase/(Decrease) Cash and Cash Equivalents (A+B+C)		(3,979,718)	27,756,217
E. Cash and Cash Equivalents at the beginning of the year		28,699,542	30,764,262
F. Cash and Cash Equivalents at the end of the period (D+E)		24,719,822	58,520,479
Net Operating Cash Flows Per Share (NOCFPS)	31.00	0.71	0.68


 Chairman


 Managing Director


 Director


 Company Secretary


 Chief Financial Officer

Place: Dhaka

Date: 28 April 2025