

Silco Pharmaceuticals Limited





Un-Audited Financial Statements (First Quarter)

For the period from 1st July 2025 to 30 September 2025

Silco Pharmaceuticals Limited
Statement of Financial Position
As at September 30, 2025

Particulars	Notes	Amount in Taka	
		30 September 2025	30 June 2025
Assets:			
Non Current Assets		1,742,458,651	1,743,428,334
Property, Plant and Equipment	3.00	1,612,330,670	1,601,488,059
Right of Use Assets	4.00	3,466,699	4,622,265
Capital Work-in-Progress	5.00	126,661,282	137,318,009
Current Assets		1,038,048,763	1,017,294,468
Inventories	6.00	448,059,166	450,669,140
Trade and Other Receivables	7.00	429,808,417	412,831,321
Advances, Deposits and Prepayments	8.00	128,278,713	127,532,684
Cash and Cash Equivalents	9.00	31,902,468	26,261,323
Investment In Share	10.00	-	-
Total Assets		2,780,507,415	2,760,722,802
Shareholder's Equity and Liabilities:			
Shareholder's Equity		2,406,214,607	2,389,882,498
Share Capital	11.00	1,038,070,000	1,038,070,000
Retained Earnings	12.00	1,368,144,607	1,351,812,498
Unrealized Gain/Loss on Marketable Securities	13.00	-	-
Non-Current Liabilities		154,903,411	154,710,777
Lease Liabilities (Non Current Portion)	14.00	-	-
Deferred Tax Liabilities	15.00	154,903,411	154,710,777
Current Liabilities		219,389,396	216,129,528
Trade and Other Payable	16.00	9,029,249	9,524,582
Lease Liabilities (Current Portion)		3,782,088	4,989,481
Payable to IPO Applicants	17.00	184,389	184,389
Provision for Expenses	18.00	5,984,594	6,604,819
Liabilities for contribution to WPPF	19.00	4,921,898	3,875,488
Dividend Payables (Unclaimed)	20.00	1,972,343	1,984,878
Provision for income tax	21.00	193,514,835	188,965,889
Total Shareholder's Equity and Liabilities		2,780,507,415	2,760,722,802
Net Asset Value (NAV) per Share	30.00	23.18	23.02

The annexed notes form an integral part of these financial statements.


Chairman Managing Director Director Company Secretary Chief Financial Officer

Signed as per our separate report on same date.

Place: Dhaka
Date: November 30, 2025

Silco Pharmaceuticals Limited
Statement of Profit or Loss and other Comprehensive Income
For the period ended September 30, 2025

Particulars	Notes	Amount in Taka	
		01 July 2025 to 30 Sept. 2025	01 July 2024 to 30 Sept. 2024
Turnover	22.00	116,046,808	114,694,867
Less: Cost of Goods Sold	23.00	76,571,065	73,951,451
Gross Profit /(Loss)		39,475,743	40,743,415
Less: Operating Expenses	24.00	17,360,200	17,310,854
Profit from Operation		22,115,543	23,432,561
Less: Financial Expenses	25.00	41,823	9,172
Less: Financial Expenses (Lease)	26.00	99,121	198,718
Non-operation Income	27.00	145,500	12,872
Profit before Contribution to WPPF		22,120,099	23,237,544
Less: Workers' Profit Participation/Welfare Fund (WPPF)	19.01	1,046,409	1,105,937
Profit before Income Tax		21,073,689	22,131,607
Less: Provision for Income Tax	28.00	4,741,580	4,979,612
Current Tax	28.01	4,548,946	4,937,437
Deferred Tax	28.02	192,634	42,175
Net Profit/(Loss) after Tax (Transferred to Retained Earning)		16,332,109	17,151,995
Other Comprehensive Income:			
Unrealized Gain/(Loss) on Investment	13.00	-	1,148,297
Total Comprehensive income		16,332,109	18,300,292
Earnings per Share (EPS)	29.00	0.16	0.17

The annexed notes form an integral part of these financial statements.

নাইম জাহেদ
Chairman

Managing Director

Director

Company Secretary

Chief Financial Officer

Signed as per our separate report on same date.

Place: Dhaka

Date: November 30, 2025

Silco Pharmaceuticals Limited
Draft Statement of Changes in Equity
For the period ended September 30, 2025

Particulars	Ordinary Share Capital	Unrealized Gain/Loss on Marketable Securities	Retained Earnings	Amount in Taka
Balance as at July 01, 2025	1,038,070,000	-	1,351,812,499	2,389,882,498
Net Profit/(Loss) during the period	-	-	16,332,109	16,332,109
Declared 1% Cash Dividend	-	-	-	-
Unrealized Gain/(Loss) on Marketable Shares	-	-	-	-
Balance as on Sept. 30, 2025	1,038,070,000	-	1,368,144,608	2,406,214,608

Statement of Changes in Equity
For the period ended September 30, 2024

Particulars	Ordinary Share Capital	Unrealized Gain/Loss on Marketable Securities	Retained Earnings	Amount in Taka
Balance as at July 01, 2024	1,038,070,000	(1,148,297)	1,315,518,064	2,352,439,767
Net Profit/(Loss) during the period	-	-	17,151,995	17,151,995
Declared 5% Cash Dividend	-	-	-	-
Unrealized Gain/Loss on Marketable Shares	-	1,148,297	-	1,148,297
Balance as on Sept. 30, 2024	1,038,070,000	-	1,332,670,059	2,370,740,059

নাইম জাহেদী
Chairman

Managing Director

Director

Company Secretary

Chief Financial Officer

Place: Dhaka

Date: November 30, 2025

Silco Pharmaceuticals Limited
Statement of Cash Flows
For the period ended September 30, 2025

Particulars	Notes	Amount in Taka	
		01 July 2025 to 30 Sept. 2025	01 July 2024 to 30 Sept. 2024
A. Cash Flows from Operating Activities	34.00	99,069,712	94,791,181
Cash received from Customers		145,500	942,595
Cash received from Non-operating income	35.00	(43,677,392)	(41,709,856)
Cash Paid to Suppliers	36.00	(16,945,821)	(18,773,339)
Cash Paid to Employees	37.00	(8,579,085)	(8,387,461)
Cash Paid to Others		(41,823)	(9,172)
Financial Expenses		(1,624,562)	(2,099,677)
Income Tax Paid		28,346,529	24,754,271
Net cash flows from operating activities			
B. Cash Flows from Investing Activities			
Acquisition of Property, Plant & Equipment		-	(630,680)
Cash Payment for Capital Work-in-Progress		(21,386,335)	(24,488,863)
Gain/(Loss) on Investment		-	(929,723)
Investment in Share		-	2,920,981
Net cash used in investing activities		(21,386,335)	(23,128,286)
C. Cash Flows from Financing Activities			
Refund to IPO Applicants (Bank Charge)		(99,121)	(198,718)
Financial Expenses (Lease)		(1,207,394)	(1,107,797)
Principle payment (Lease)		(12,535)	(239,255)
Cash dividend paid		(1,319,050)	(1,545,770)
Net Cash used for financing activities		5,641,144	80,216
D. Net Increase/(Decrease) Cash and Cash Equivalents (A+B+C)		26,261,323	28,699,542
E. Cash and Cash Equivalents at the beginning of the period		31,902,467	28,779,756
F. Cash and Cash Equivalents at the end of the period (D+E)			
Net Operating Cash Flows Per Share (NOCFPS)	31.00	0.27	0.24

নাইম তাহেরা
Chairman


Managing Director


Director


Company Secretary


Chief Financial Officer

Place: Dhaka
Date: November 30, 2025