

Silco Pharmaceuticals Limited

Un-Audited Financial Statements (Third Quarter)
For the period from 1st July 2025 to 31 March 2026

Silco Pharmaceuticals Limited
Statement of Financial Position
As at March 31, 2026

Particulars	Notes	Amount in Taka	
		31 March 2026	30 June 2025
Assets:			
Non Current Assets		1,731,694,372	1,743,428,334
Property, Plant and Equipment	3.00	1,589,270,402	1,601,488,059
Right of Use Assets	4.00	1,155,566	4,622,265
Capital Work-in-Progress	5.00	141,268,403	137,318,009
Current Assets		1,059,899,614	1,017,294,468
Inventories	6.00	465,492,047	450,669,140
Trade and Other Receivables	7.00	435,573,745	412,831,321
Advances, Deposits and Prepayments	8.00	130,231,098	127,532,684
Cash and Cash Equivalents	9.00	28,602,724	26,261,323
Investment In Share	10.00	-	-
Total Assets		2,791,593,986	2,760,722,802
Shareholder's Equity and Liabilities:			
Shareholder's Equity		2,415,400,025	2,389,882,498
Share Capital	11.00	1,038,070,000	1,038,070,000
Retained Earnings	12.00	1,377,330,025	1,351,812,498
Unrealized Gain/Loss on Marketable Securities	13.00	-	-
Non-Current Liabilities		155,618,031	154,710,777
Lease Liabilities (Non Current Portion)	14.00	-	-
Deferred Tax Liabilities	15.00	155,618,031	154,710,777
Current Liabilities		220,575,930	216,129,528
Trade and Other Payable	16.00	9,422,642	9,524,582
Lease Liabilities (Current Portion)		1,287,924	4,989,481
Payable to IPO Applicants	17.00	184,389	184,389
Provision for Expenses	18.00	4,767,548	6,604,819
Liabilities for contribution to WPPF	19.00	5,963,084	3,875,488
Dividend Payables (Unclaimed)	20.00	1,337,596	1,984,878
Provision for income tax	21.00	197,612,746	188,965,889
Total Shareholder's Equity and Liabilities		2,791,593,986	2,760,722,802
Net Asset Value (NAV) per Share	30.00	23.27	23.02

The annexed notes form an integral part of these financial statements.







Chairman Managing Director Director Company Secretary Chief Financial Officer

Signed as per our separate report on same date.

Place: Dhaka
Date: April 29, 2026

Silco Pharmaceuticals Limited
Statement of Profit or Loss and other Comprehensive Income
For the period ended March 31, 2026

Particulars	Notes	Amount in Taka			
		01 July 2025 to 31 Mar. 2026	01 July 2024 to 31 Mar. 2025	01 Jan 2026 to 31 Mar. 2026	01 Jan 2025 to 31 Mar. 2025
Turnover	22.00	312,703,053	335,529,246	86,541,808	108,870,670
Less: Cost of Goods Sold	23.00	216,616,179	225,710,581	63,420,980	73,685,435
Gross Profit /(Loss)		96,086,874	109,818,664	23,120,828	35,185,235
Less: Operating Expenses	24.00	51,858,976	53,777,728	15,933,145	16,734,222
Profit from Operation		44,227,898	56,040,936	7,187,683	18,451,012
Less: Financial Expenses	25.00	170,400	55,642	38,427	5,724
Less: Financial Expenses (Lease)	26.00	217,988	498,700	46,014	149,991
Non-operation Income	27.00	710,803	483,037	174,750	42,545
Profit before Contribution to WPPF		44,550,313	55,969,631	7,277,992	18,337,843
Less: Workers' Profit Participation/Welfare Fund (WPPF)	19.01	2,087,596	2,642,219	338,250	871,205
Profit before Income Tax		42,462,717	53,327,413	6,939,742	17,466,638
Less: Provision for Income Tax	28.00	9,554,111	11,998,668	1,555,532	3,929,994
Current Tax	28.01	8,646,857	11,443,014	1,153,750	3,818,851
Deferred Tax	28.02	907,255	555,654	401,782	111,143
Net Profit/(Loss) after Tax (Transferred to Retained Earning)		32,908,606	41,328,745	5,384,211	13,536,644
Other Comprehensive Income:					
Unrealized Gain/(Loss) on Investment	13.00	-	-	-	-
Total Comprehensive income		32,908,606	41,328,745	5,384,211	13,536,644
Earnings per Share (EPS)	29.00	0.32	0.40	0.05	0.13

The annexed notes form an integral part of these financial statements.

নাইম জাহাঙ্গীর
Chairman

Managing Director

Director

Company Secretary

Chief Financial Officer

Signed as per our separate report on same date.






Place: Dhaka
Date: April 29, 2026

Silco Pharmaceuticals Limited
Draft Statement of Changes in Equity
For the period ended March 31, 2026

Particulars	Ordinary Share Capital	Unrealized Gain/Loss on Marketable Securities	Retained Earnings	Amount in Taka
Balance as at July 01, 2025	1,038,070,000	-	1,351,812,499	2,389,882,498
Net Profit/(Loss) during the period	-	-	32,908,606	32,908,606
Declared 1.10% Cash Dividend	-	-	(7,391,079)	(7,391,079)
Unrealized Gain/(Loss) on Marketable Shares	-	-	-	-
Balance as on March 31, 2026	1,038,070,000	-	1,377,330,025	2,415,400,025

Statement of Changes in Equity
For the period ended March 31, 2025

Particulars	Ordinary Share Capital	Unrealized Gain/Loss on Marketable Securities	Retained Earnings	Amount in Taka
Balance as at July 01, 2024	1,038,070,000	(1,148,297)	1,315,518,064	2,352,439,767
Net Profit/(Loss) during the period	-	-	41,328,745	41,328,745
Declared 1% Cash Dividend	-	-	(6,352,863)	(6,352,863)
Unrealized Gain/Loss on Marketable Shares	-	1,148,297	-	1,148,297
Balance as on March 31, 2025	1,038,070,000	-	1,350,493,946	2,388,563,946

 Chairman
 Managing Director
 Director
 Company Secretary
 Chief Financial Officer

Place: Dhaka
Date: April 29, 2026

Silco Pharmaceuticals Limited
Statement of Cash Flows
For the period ended March 31, 2026

Particulars	Notes	Amount in Taka	
		01 July 2025 to 31 Mar. 2026	01 July 2024 to 31 Mar. 2025
A. Cash Flows from Operating Activities			
Cash received from Customers	34.00	289,960,629	306,861,354
Cash received from Non-operating income		710,803	1,412,760
Cash Paid to Suppliers	35.00	(139,002,074)	(149,490,813)
Cash Paid to Employees	36.00	(49,909,929)	(48,703,943)
Cash Paid to Others	37.00	(25,171,073)	(29,907,295)
Financial Expenses		(170,400)	(55,642)
Income Tax Paid		(6,677,694)	(6,273,648)
Net cash flows from operating activities		69,740,262	73,842,773
B. Cash Flows from Investing Activities			
Acquisition of Property, Plant & Equipment		-	(630,680)
Cash Payment for Capital Work-in-Progress		(55,440,955)	(68,584,588)
Gain/(Loss) on Investment		-	(929,723)
Investment in Share			2,920,981
Net cash used in investing activities		(55,440,955)	(67,224,010)
C. Cash Flows from Financing Activities			
Refund to IPO Applicants (Bank Charge)		-	-
Financial Expenses (Lease)		(217,988)	(498,700)
Principle payment (Lease)		(3,701,557)	(3,420,845)
Cash dividend paid		(8,038,361)	(6,678,935)
Net Cash used for financing activities		(11,957,906)	(10,598,480)
D. Net Increase/(Decrease) Cash and Cash Equivalents (A+B+C)		2,341,400	(3,979,718)
E. Cash and Cash Equivalents at the beginning of the period		26,261,323	28,699,542
F. Cash and Cash Equivalents at the end of the period (D+E)		28,602,724	24,719,822
Net Operating Cash Flows Per Share (NOCFPS)	31.00	0.67	0.71

নাইম জাভেদ
Chairman


Managing Director

M.M. Chy.
Director


Company Secretary


Chief Financial Officer

Place: Dhaka
Date: April 29, 2026